

Astra F.R. dis. Prestigio
























AST/PRG



Name	Cat.	Ref.	Composition	F.R. classification	Health certifications	Width cm	Weight g/m2	Thickness mm	OF %	Shading	TS %	RS %	AS %	TL %	RL %	INT Type C glass	EXT Type C glass	INT Type D glass	EXT Type D glass	Glare control	↓UV %	αω	Mechanical resistance WARP daN/5cm	Mechanical resistance WEFT daN/5cm	Colour fastness to light	OUTDOOR	Sealable
Reference Standard							UNI EN ISO 2286-2	UNI EN ISO 2286-3	UNI EN 14501	UNI EN 14501	UNI EN 14501	UNI EN 14501	UNI EN 14501	UNI EN 14501	UNI EN 14501	UNI EN 14501	UNI EN 14501	UNI EN 14501	UNI EN 14501	UNI EN 14501	UNI EN 14501	UNI EN 14501	EN ISO 11654	UNI EN ISO 1421	UNI EN ISO 1421	UNI EN ISO 105 B02	

Prestigio F.R.	ASTPRG	AST/PRG	100% PL Trevira CS	Classe1 (I), M1(F), B1(D), BS (GB), EN 13773 Class1(EU)	OEKO-TEX REACH	230	170	0,35	15	○	43	50	7	45	54	0,41						90				6/7	
----------------	--------	---------	--------------------	---	----------------	-----	-----	------	----	---	----	----	---	----	----	------	--	--	--	--	--	----	--	--	--	-----	--

All coefficients have a possible tolerance of +/- 5%
 Attention: colour shades may vary slightly from one dye lot to another

 Width	 Composition	 Health certification	 IMO - Fabrics for marine industry	 Solar reflection	 Light absorption	 Sound absorption
 Thickness	 Flame retardant	 Colour fastness	 Openess factor	 Solar absorption	 G tot Type C - GLASS	 Warp - Weft N5 cm
 Weight	 Transparency	 Sealable	 Solar transmission	 Light transmission	 UV reduction	 Glare control

MAINTENANCE REMOVE THE BLIND FROM THE SYSTEM, ROLL NO FOLDING. SOAK IN WARM WATER MAX 30° WITH DELICATE DETERGENT (E.G. IN A BATH TUB). MARKS AND DUST CAN BE REMOVED WITH A SOFT BRUSH. RINSE CLOTH THOUROUGHLY WITH WATER AND DRAIN. HANG THE FABRIC WHILE DAMP AND LEAVE TO DRY. CAN BE IRONED AT SETTING 1.