

















FUTURA

MOTTURA
SOLUZIONI ALLA LUCE DEL SOLE

LEGENDA COLORI PROFILI, TERMINALI E SUPPORTI / TRACK, END-CAPS AND SUPPORTS COLOURS KEY

COLORE / COLOUR	ESSE	KUADRO	EGO	CLASS	SEPARÈ	LIME	LUNA	IRYS	STRALYS	ROUND	REGOLO	POWER EVO	QBOX	ORIENTE	NIPPO
 A ARGENTO-GRIGIO SILVER-GREY	•	•													
 AS ALLUMINIO SATINATO SATINED ALUMINIUM	•	•	•	•	•	•	•	•	•	• Ø 28 Ø 20 Ø 16	•		•	•	•
 AX ALLUMINIO CROMATO CHROMED ALUMINIUM				•	•	•	•	•	•	• Ø 28 Ø 20 Ø 16			•	•	•
 B BIANCO LUCIDO GLOSSY WHITE	•	•	•			•			•					•	
 BM BIANCO OPACO MATT WHITE	•	•		•	•		•	•		• Ø 28 Ø 20	•	•			
 VN VANIGLIA VANILLA	•	•	•	•			•	•	•	• Ø 20	•				
 TO TORTORA DOVE-GREY	•	•		•				•	•	• Ø 20	•	•			

LEGENDA COLORI PROFILI, TERMINALI E SUPPORTI / TRACK, END-CAPS AND SUPPORTS COLOURS KEY

COLORE / COLOUR	ESSE	KUADRO	EGO	CLASS	SEPARÈ	LIME	LUNA	IRYS	STRALYS	ROUND	REGOLO	POWER EVO	QBOX	ORIENTE	NIPPO
 MR MARRONE RAMATO COPPER BROWN	•	•		•	•	•		•		• Ø 28 Ø 20	•				
 AT ANTRACITE ANTHRACITE	•	•		•	•	•	•	•		• Ø 20	•				
 NM NERO OPACO MATT BLACK	•	•		•				•	•	• Ø 28 Ø 20	•	•		•	
 SB BLU SATINATO SATINED BLUE	•	•									•				
 SF FUMÈ SATINATO SATINED FUMÈ	•	•									•				
 SO ORO SATINATO SATINED GOLD	•	•								• Ø 20	•				
 SZ BRONZO SATINATO SATINED BRONZE	•	•								• Ø 20	•				

Esse 433

Linee minimal, design pulito per accogliere e dare vita alle tue tende in una forma essenziale. Perché l'essenziale è ciò che sorprende.

Minimal lines and clean design to welcome and add life to your curtains with an essential shape. Because essential is what strikes one the most.




Colori / Colors





Profili, terminali e supporti.
Tracks, end-caps and supports.

Portate / Loads				
Ref. 4263	Kg	2 m	4,5 m	6 m
		6 kg	8 kg	5 kg
		5 kg	6 kg	4 kg
		3 kg	4 kg	2 kg
		3 kg	4 kg	2 kg


LA GAMMA / THE RANGE




ESSE 4331C - ref. 4640
CARRUCOLA / PULLEY



ESSE 4332ST - ref. 4644
TERMINALE SAGOMATO / SHAPED END PLUG



ESSE 4333ST - ref. 4643
TERMINALE QUADRATO / SQUARED END PLUG



Supporti disponibili / Available Supports



4426



4455 / 4641 / 4642 / 4651



4646

ESSE 433




Kuadro 482

Grinta, design e sicurezza per far scorrere le tue tende in modo deciso. Così la tua casa avrà un carattere netto, un taglio definito, una cornice nuova.

Grit, design and safety to help draw your curtains firmly. So that your home will have a clean character, a definite cut, a new picture frame.



Colori / Colors



Profili, terminali e supporti.
Tracks, end-caps and supports.

Portate / Loads				
Ref. 4263	Kg	2 m	4 m	6 m
		7 kg	10 kg	6 kg
		6 kg	8 kg	5 kg
		3 kg	4 kg	3 kg
		3 kg	4 kg	3 kg

LA GAMMA / THE RANGE



KUADRO 4821C - REF. 4452
CARRUCOLA DI COMANDO / CORD PULLEY
CARRUCOLA DI RINVIO / RETURN - HAND DRAWN PULLEY



KUADRO 4822ST - REF. 4453
CARRUCOLA DI RINVIO / RETURN - HAND DRAWN PULLEY



KUADRO 4823ST - REF. 4454
TERMINALE / END CAP



Supporti disponibili / Available Supports



4459



1495 / 1496 / 1509



1508

ATELIER 1963

ATELIER
1963

TESSUTI & SARTORIA

A T E L I E R 1 9 6 3 :

U N A B B R A C C I O

C A L D O E P R E Z I O S O

ATELIER 1963: A WARM AND PRECIOUS EMBRACE

Ego 480


Quando un protagonista entra in scena dirige tutto con maestria, adattandosi allo spazio. Perché il vero artista non ruba la scena: la rende magnifica.

When a star walks in he dominates your attention with mastery, adapting to the surrounding space. Because a real artist doesn't steal the scene: he renders it magnificent.



EGO
480

Colori / Colors



AS B VN

Profili, terminali e supporti.
Tracks, end-caps and supports.

Portate / Loads				
Ref. 4263	Kg	2 m	4 m	6 m
		7 kg	10 kg	6 kg
		6 kg	8 kg	5 kg
		3 kg	4 kg	3 kg
		3 kg	4 kg	3 kg

LA GAMMA / THE RANGE



EGO 4802ST - REF. 1455
TERMINALE / END CAP



EGO 4803ST - REF. 1452
TERMINALE / END CAP



Supporti disponibili / Available Supports



4459



1495 / 1496 / 1509



1508



4459



1495 / 1496 / 1509



1508

EGO 480



Class 455


L'essere umano ha bisogno di classe, eleganza e qualità nei propri spazi. Tutti sinonimi di buon gusto, armonia, amabilità. Lo stile è equilibrio tra qualità ed emozione, concetti che superano le tendenze del momento e risultano per sempre nuovi e innovativi.

In his own spaces mankind needs grace, elegance and quality. Other words for good taste, harmony and affordability. Style is the balance between quality and emotion, concepts that are beyond the current trends and are new and innovative.



CLASS
455

Colori / Colors



Profili, terminali e supporti.
Tracks, end-caps and supports.

Portate / Loads				
Ref. 4263	Kg	2 m	4 m	6 m
		8 kg	11 kg	10 kg
		7 kg	9 kg	8 kg
		3 kg	5 kg	4 kg
		3 kg	5 kg	4 kg

LA GAMMA / THE RANGE



CLASS 4551C - REF. 2257
CARRUCOLA DI COMANDO / CORD PULLEY




CLASS 4552ST- REF. 2258
TERMINALE / END PLUG




Supporti disponibili / Available Supports




4086



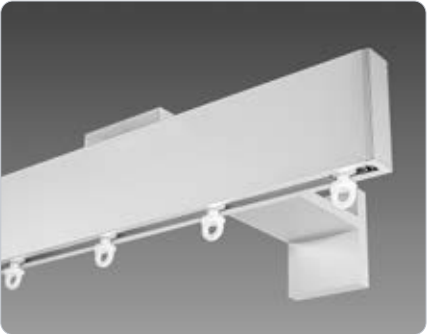
4339




2277



2262 / 2263



2274



2276

Separè 459


Dividiamoci. Solo così potremo rimanere insieme. Tra soffitto e pavimento si inserisce una formula moderna che, separando, unisce, servendosi di luce e tende.

Let's split. So we can stay together. A modern formula set between ceiling and floor, separating, uniting, using light and curtains.



Portate / Loads				
Ref. 4263	Kg	2 m	4 m	6 m
		8 kg	11 kg	10 kg
		7 kg	9 kg	8 kg
		3 kg	5 kg	4 kg
		3 kg	5 kg	4 kg

Colori / Colors



Profili, terminali e supporti.
Tracks, end-caps and supports.


LA GAMMA / THE RANGE



SEPARÈ 4597C - ref. 2237
CARRUCOLA / PULLEY



SEPARÈ 4592ST - ref. 2210
OSLO



Supporti disponibili / Available Supports



4339



2277



2272

LA GAMMA / THE RANGE



SEPARÈ 4593ST - ref. 2230
EXPO



SEPARÈ 4594ST - ref. 2231
DON



Supporti disponibili / Available Supports



2273



2274



2276

ATELIER 1963

ATE
LIER
1963

TESSUTI & SARTORIA

O G N I O N D A U N
C A L D O R I F L E S S O

EVERY WAVE A WARM REFLECTION

Lime 677


L'industria incontra il design e si esprime in una linea leggera. L'equilibrio perfetto tra il dinamismo e la leggiadria per arredare decisamente, con grazia.

Industry meets design and finds expression in a feathery line. The perfect balance between dynamism and beauty for a sheer and graceful decoration.



Portate / Loads				
Ref. 4263	 Kg	2 m	4 m	6 m
		6 kg	9 kg	6 kg

Colori / Colors




Profili, terminali e supporti.
Tracks, end-caps and supports.

LA GAMMA / THE RANGE



LIME 6772ST - ref. 4627
TERMINALE / END PLUG



LIME 6773ST - ref. 4628
TERMINALE / END PLUG



LIME 6774ST - ref. 4625
TERMINALE ALLUMINIO / ALLUMINIUM END PLUG



Supporti disponibili / Available Supports



4319



4621

LIME 677



Luna 577


Immagina il tuo momento più bello e incornicialo. Non ti piacerebbe che in alto ci fosse la luna? E che, da lei, partisse un elegante mantello di luce? Perché cielo e terra non sono mai stati così vicini.

Imagine your most beautiful moment and frame it. Wouldn't you like to have the moon up there? And that an elegant cloak of light would shine from it? Because heaven and earth have never been so close.




LUNA
577

Colori / Colors



Profili, terminali e supporti.
Tracks, end-caps and supports.


Portate / Loads

Ref. 4263	Kg	2 m	4 m	6 m
		6 kg	9 kg	6 kg

LA GAMMA / THE RANGE



LUNA 5772ST - ref. 4626
TERMINALE / END PLUG



LUNA 5773ST - ref. 4629
TERMINALE / END PLUG



Supporti disponibili / Available Supports



4483

LUNA 577











Irys 177

Come il tempo scorre in onde morbide senza mai interrompersi, la materia diventa gesto, e le curve una forma di pensiero.



As time flows in gentle waves without ever stopping, matter becomes gesture, and curves become a form of thought.




Colori / Colors

			
AS	AX	BM	VN
			
TO	NM	MR	AT


Profili, terminali e supporti.
Tracks, end-caps and supports.

Portate / Loads				
Ref. 4263	 Kg	2 m	4 m	6 m
		6 kg	8 kg	5 kg



LA GAMMA / THE RANGE




IRYS 1771C - ref. 4677
CARRUCOLA DI COMANDO / CORD PULLEY




IRYS 1772ST - ref. 4679
TERMINALE / END PLUG




IRYS 1773ST - ref. 4678
TERMINALE / END PLUG




Supporti disponibili / Available Supports




4161



1394

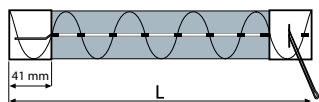


1385

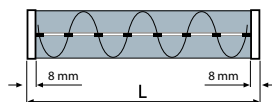


1386

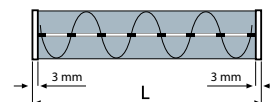
Misure consigliate / Recommended measures



1771C



1772ST



1773ST

scivoli / sliders	4552/1 - 60 mm		4552/2 - 80 mm		4552/1 - 60 mm		4552/2 - 80 mm		4552/1 - 60 mm		4552/2 - 80 mm	
	APERTURA LATERALE LATERAL OPENING	APERTURA CENTRALE CENTRAL OPENING	APERTURA LATERALE LATERAL OPENING	APERTURA CENTRALE CENTRAL OPENING	APERTURA LATERALE LATERAL OPENING	APERTURA CENTRALE CENTRAL OPENING	APERTURA LATERALE LATERAL OPENING	APERTURA CENTRALE CENTRAL OPENING	APERTURA LATERALE LATERAL OPENING	APERTURA CENTRALE CENTRAL OPENING	APERTURA LATERALE LATERAL OPENING	APERTURA CENTRALE CENTRAL OPENING
	cm	cm	cm	cm	cm	cm	cm	cm	cm	cm	cm	cm
8	42,0	36,0	56,0	48,0	42,6	36,6	56,6	48,6	42,6	36,6	56,6	48,6
10	54,0		72,0		54,6		72,6		54,6		72,6	
12	66,0	60,0	88,0	80,0	66,6	60,6	88,6	80,6	66,6	60,6	88,6	80,6
14	78,0		104,0		78,6		104,6		78,6		104,6	
16	90,0	84,0	120,0	112,0	90,6	84,6	120,6	112,6	90,6	84,6	120,6	112,6
18	102,0		136,0		102,6		136,6		102,6		136,6	
20	114,0	108,0	152,0	144,0	114,6	108,6	152,6	144,6	114,6	108,6	152,6	144,6
22	126,0		168,0		126,6		168,6		126,6		168,6	
24	138,0	132,0	184,0	176,0	138,6	132,6	184,6	176,6	138,6	132,6	184,6	176,6
26	150,0		200,0		150,6		200,6		150,6		200,6	
28	162,0	156,0	216,0	208,0	162,6	156,6	216,6	208,6	162,6	156,6	216,6	208,6
30	174,0		232,0		174,6		232,6		174,6		232,6	
32	186,0	180,0	248,0	240,0	186,6	180,6	248,6	240,6	186,6	180,6	248,6	240,6
34	198,0		264,0		198,6		264,6		198,6		264,6	
36	210,0	204,0	280,0	272,0	210,6	204,6	280,6	272,6	210,6	204,6	280,6	272,6
38	222,0		296,0		222,6		296,6		222,6		296,6	
40	234,0	228,0	312,0	304,0	234,6	228,6	312,6	304,6	234,6	228,6	312,6	304,6
42	246,0		328,0		246,6		328,6		246,6		328,6	
44	258,0	252,0	344,0	336,0	258,6	252,6	344,6	336,6	258,6	252,6	344,6	336,6
46	270,0		360,0		270,6		360,6		270,6		360,6	
48	282,0	276,0	376,0	368,0	282,6	276,6	376,6	368,6	282,6	276,6	376,6	368,6
50	294,0		392,0		294,6		392,6		294,6		392,6	
52	306,0	300,0	408,0	400,0	306,6	300,6	408,6	400,6	306,6	300,6	408,6	400,6
54	318,0		424,0		318,6		424,6		318,6		424,6	
56	330,0	324,0	440,0	432,0	330,6	324,6	440,6	432,6	330,6	324,6	440,6	432,6
58	342,0		456,0		342,6		456,6		342,6		456,6	
60	354,0	348,0	472,0	464,0	354,6	348,6	472,6	464,6	354,6	348,6	472,6	464,6
62	366,0		488,0		366,6		488,6		366,6		488,6	
64	378,0	372,0	504,0	496,0	378,6	372,6	504,6	496,6	378,6	372,6	504,6	496,6
66	390,0		520,0		390,6		520,6		390,6		520,6	
68	402,0	396,0	536,0	528,0	402,6	396,6	536,6	528,6	402,6	396,6	536,6	528,6
70	414,0		552,0		414,6		552,6		414,6		552,6	
72	426,0	420,0	568,0	560,0	426,6	420,6	568,6	560,6	426,6	420,6	568,6	560,6
74	438,0		584,0		438,6		584,6		438,6		584,6	
76	450,0	444,0	600,0	592,0	450,6	444,6			450,6	444,6		
78	462,0				462,6				462,6			
80	474,0	468,0			474,6	468,6			474,6	468,6		
82	486,0				486,6				486,6			
84	498,0	492,0			498,6	492,6			498,6	492,6		
86	510,0				510,6				510,6			
88	522,0	516,0			522,6	516,6			522,6	516,6		
90	534,0				534,6				534,6			
92	546,0	540,0			546,6	540,6			546,6	540,6		
94	558,0				558,6				558,6			
96	570,0	564,0			570,6	564,6			570,6	564,6		
98	582,0				582,6				582,6			
100	594,0	588,0			594,6	588,6			594,6	588,6		


Stralys 477

La geometria la fa da padrona per una casa decisa dal carattere forte. Taglia il tuo spazio in maniera netta, donandogli carattere e raccontando chi sei con la luce delle tue tende.

Geometry takes centre stage giving shape to a house with a strong character. Divide your space with clear cuts, giving it character and showing who you are using light through your curtains.




Colori / Colors



Profili, terminali e supporti.
Tracks, end-caps and supports.

Portate / Loads				
Ref. 4263	Kg	2 m	4 m	6 m
		6 kg	9 kg	6 kg

LA GAMMA / THE RANGE



STRALYS 4771C - ref. 4602
CARRUCOLA DI COMANDO / CORD PULLEY




STRALYS 4772ST - ref. 4601
CARRUCOLA DI RINVIO / RETURN PULLEY



STRALYS 4773ST - ref. 4608
TERMINALE / END PLUG



Supporti disponibili / Available Supports



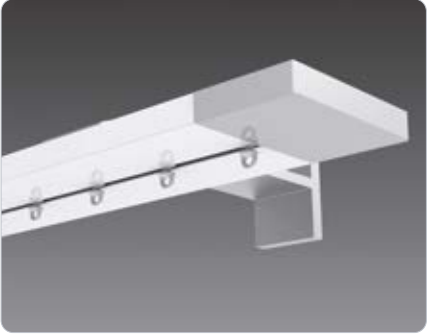
4483



1393



1364

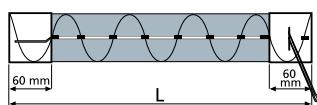


1365

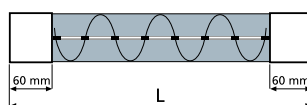


1397

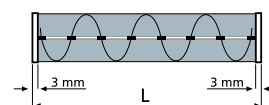
Misure consigliate / Recommended measures



4771C



4772ST



4773ST

scivoli / sliders	4552/1 - 60 mm		4552/2 - 80 mm		4552/1 - 60 mm		4552/2 - 80 mm		4552/1 - 60 mm		4552/2 - 80 mm	
	APERTURA LATERALE LATERAL OPENING	APERTURA CENTRALE CENTRAL OPENING	APERTURA LATERALE LATERAL OPENING	APERTURA CENTRALE CENTRAL OPENING	APERTURA LATERALE LATERAL OPENING	APERTURA CENTRALE CENTRAL OPENING	APERTURA LATERALE LATERAL OPENING	APERTURA CENTRALE CENTRAL OPENING	APERTURA LATERALE LATERAL OPENING	APERTURA CENTRALE CENTRAL OPENING	APERTURA LATERALE LATERAL OPENING	APERTURA CENTRALE CENTRAL OPENING
	cm	cm	cm	cm	cm	cm	cm	cm	cm	cm	cm	cm
8	42,0	36,0	56,0	48,0	54,0	48,0	68,0	60,0	42,6	36,6	56,6	48,6
10	54,0		72,0		66,0		84,0		54,6		72,6	
12	66,0	60,0	88,0	80,0	78,0	72,0	100,0	92,0	66,6	60,6	88,6	80,6
14	78,0		104,0		90,0		116,0		78,6		104,6	
16	90,0	84,0	120,0	112,0	102,0	96,0	132,0	124,0	90,6	84,6	120,6	112,6
18	102,0		136,0		114,0		148,0		102,6		136,6	
20	114,0	108,0	152,0	144,0	126,0	120,0	164,0	156,0	114,6	108,6	152,6	144,6
22	126,0		168,0		138,0		180,0		126,6		168,6	
24	138,0	132,0	184,0	176,0	150,0	144,0	196,0	188,0	138,6	132,6	184,6	176,6
26	150,0		200,0		162,0		212,0		150,6		200,6	
28	162,0	156,0	216,0	208,0	174,0	168,0	228,0	220,0	162,6	156,6	216,6	208,6
30	174,0		232,0		186,0		244,0		174,6		232,6	
32	186,0	180,0	248,0	240,0	198,0	192,0	260,0	252,0	186,6	180,6	248,6	240,6
34	198,0		264,0		210,0		276,0		198,6		264,6	
36	210,0	204,0	280,0	272,0	222,0	216,0	292,0	284,0	210,6	204,6	280,6	272,6
38	222,0		296,0		234,0		308,0		222,6		296,6	
40	234,0	228,0	312,0	304,0	246,0	240,0	324,0	316,0	234,6	228,6	312,6	304,6
42	246,0		328,0		258,0		340,0		246,6		328,6	
44	258,0	252,0	344,0	336,0	270,0	264,0	356,0	348,0	258,6	252,6	344,6	336,6
46	270,0		360,0		282,0		372,0		270,6		360,6	
48	282,0	276,0	376,0	368,0	294,0	288,0	388,0	380,0	282,6	276,6	376,6	368,6
50	294,0		392,0		306,0		404,0		294,6		392,6	
52	306,0	300,0	408,0	400,0	318,0	312,0	420,0	412,0	306,6	300,6	408,6	400,6
54	318,0		424,0		330,0		436,0		318,6		424,6	
56	330,0	324,0	440,0	432,0	342,0	336,0	452,0	444,0	330,6	324,6	440,6	432,6
58	342,0		456,0		354,0		468,0		342,6		456,6	
60	354,0	348,0	472,0	464,0	366,0	360,0	484,0	476,0	354,6	348,6	472,6	464,6
62	366,0		488,0		378,0		500,0		366,6		488,6	
64	378,0	372,0	504,0	496,0	390,0	384,0	516,0	508,0	378,6	372,6	504,6	496,6
66	390,0		520,0		402,0		532,0		390,6		520,6	
68	402,0	396,0	536,0	528,0	414,0	408,0	548,0	540,0	402,6	396,6	536,6	528,6
70	414,0		552,0		426,0		564,0		414,6		552,6	
72	426,0	420,0	568,0	560,0	438,0	432,0	580,0	572,0	426,6	420,6	568,6	560,6
74	438,0		584,0		450,0		596,0		438,6		584,6	
76	450,0	444,0	600,0	592,0	462,0	456,0			450,6	444,6		
78	462,0				474,0				462,6			
80	474,0	468,0			486,0	480,0			474,6	468,6		
82	486,0				498,0				486,6			
84	498,0	492,0			510,0	504,0			498,6	492,6		
86	510,0				522,0				510,6			
88	522,0	516,0			534,0	528,0			522,6	516,6		
90	534,0				546,0				534,6			
92	546,0	540,0			558,0	552,0			546,6	540,6		
94	558,0				570,0				558,6			
96	570,0	564,0			582,0	576,0			570,6	564,6		
98	582,0				594,0				582,6			
100	594,0	588,0							594,6	588,6		

Round 468 - 463 - 462 - 460

Le curve sono protagoniste. Le onde invadono lo spazio. Dalla tenda al supporto. Perché tutto sia sinuoso e movimentato, romantico ed elegante come te.

The curves are the main features here. Waves are invading the space. From the curtain to its support. So that everything will be sinuous and feathery, romantic and elegant just like you.

Colori / Colors

Ø 28



AS AX BM NM MR

Ø 20



AS AX BM VN TO



NM AT MR SO SZ

Ø 16



AS AX

Profili, terminali e supporti.
Tracks, end-caps and supports.

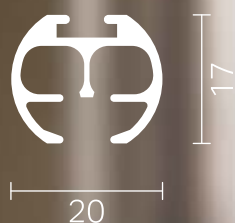
ROUND 468 - Ø 28



Portate / Loads

Ref. 4263	Kg	2 m	4 m	6 m
		6 kg	8 kg	4 kg
		5 kg	7 kg	3 kg
		3 kg	3 kg	2 kg
		3 kg	3 kg	2 kg

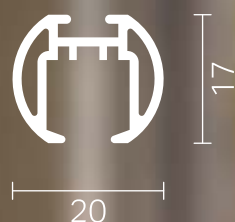
ROUND 463 - Ø 20



Portate / Loads

Ref. 4263	Kg	2 m	4 m	6 m
		4 kg	6 kg	4 kg

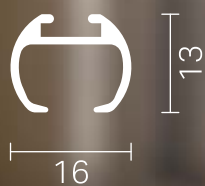
ROUND 462 - Ø 20



Portate / Loads

Ref. 4263	Kg	2 m	4 m	6 m
		8 kg	10 kg	7 kg
		7 kg	8 kg	6 kg
		3 kg	4 kg	3 kg
		3 kg	4 kg	3 kg

ROUND 460 - Ø 16



Portate / Loads

Ref. 4263	Kg	2 m	4 m	6 m
		6 kg	8 kg	5 kg
		5 kg	7 kg	4 kg
		3 kg	3 kg	2 kg
		3 kg	3 kg	2 kg



ROUND Ø 28 4681C - ref. 8623
CARRUCOLA PER ROUND 468 / PULLEY FOR ROUND 468



ROUND Ø 28 4682ST
ref. 8612 - RIGO



ROUND Ø 28 4683ST
ref. 8613 - MINIMA



Supporti disponibili / Available Supports



8621



8622



8619



4058




4319

Ø 20

LA GAMMA / THE RANGE



ROUND Ø 20 4637C - ref. 4324
CARRUCOLA PER ROUND 463
PULLEY FOR ROUND 463



ROUND Ø 20 4622ST - ref. 8645
RIGO

Supporti disponibili / Available Supports



8639



8640



8641



4320



4325




4054

ROUND Ø 20 4623ST- ref. 8646
MINIMA



ROUND Ø 20 4624ST - ref. 8630
CROMA



Supporti disponibili / Available Supports



2945



2248




8635

Ø 16

LA GAMMA / THE RANGE



ROUND Ø 16 4600ST - ref. 2264
RIGO



ROUND Ø 16 4609ST - ref. 2256
MINI



Supporti disponibili / Available Supports



2249



2250



2248



2157 - 2158



2161


Regolo

Il rigore, l'ordine e la pulizia per una soluzione maestosa pronta ad adornare la tua casa, conferendole un tocco d'arte. Perché la matematica è creatività.

Rigour, order and cleanliness for a majestic solution ready to adorn your home, giving it a touch of art. Because mathematics is creativity.



Colori / Colors



Profili, terminali e supporti.
Tracks, end-caps and supports.

LA GAMMA / THE RANGE



REGOLO 198M - ref. 1502



REGOLO 199M - ref. 1465

Supporti disponibili / Available Supports

198M

199M



1504 - 1524



1444



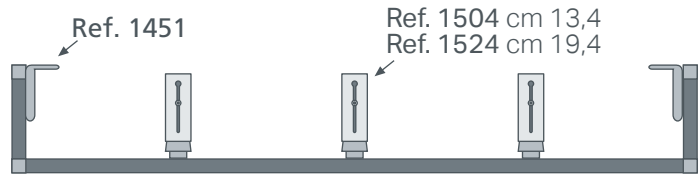
1504 - 1524



1505

N° supporti consigliati / N° of suggested supports

cm	Frontale Frontal	1 angolo 1 angle *	2 angoli 2 angles *
140	2	2	2
160	2	2	2
180	3	3	3
200	3	3	3
220	3	3	3
240	3	3	3
260	3	3	3
280	4	4	4
300	4	4	4
320	4	4	4
340	4	4	4
360	4	4	4
380	4	4	4
400	4	4	4
450	5	5	5
500	5	5	5
550	5	5	5
600	5	5	5



Installazione a parete / Wall installation



Angolo a "T" / "T" Corner

* Per la soluzione con angoli, nell'installazione a parete, oltre ai supporti verrà fornito l'art. 1451 (vedi immagine sopra).

* For the solution with corners, in the wall application, in addition to the supports will be provided art. 1451 (see image above).

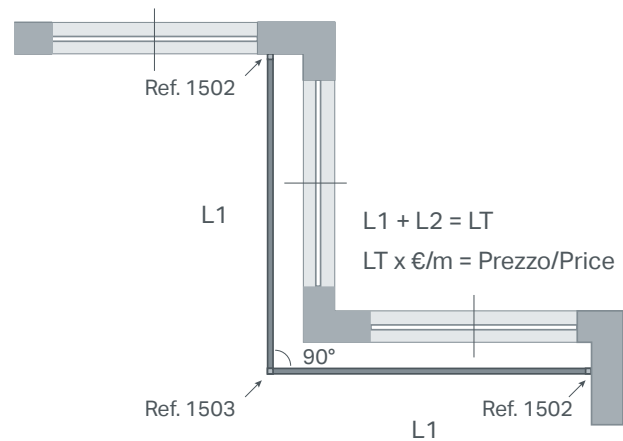
REGOLO 198M



1504 - 1524
Parete / Wall



1444
Soffitto / Ceiling



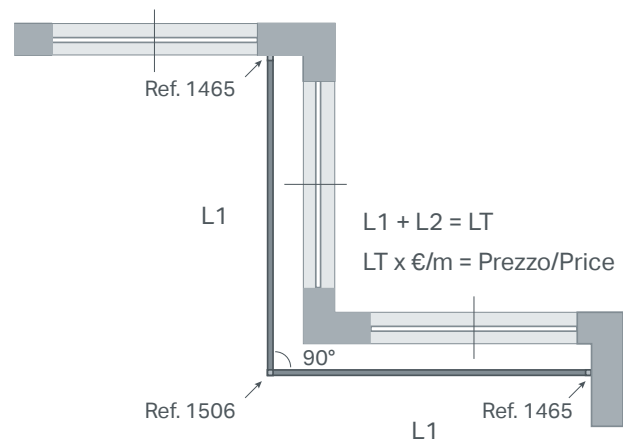
REGOLO 199M



1504 - 1524
Parete / Wall



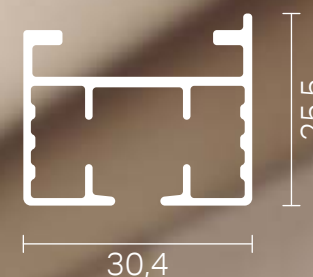
1505
Soffitto / Ceiling



Power Evo 641

La tecnologia scompare per lasciare spazio al gesto.
Non è la tenda a muoversi, è lo spazio che cambia.

Technology disappears to make way for gesture.
It is not the curtain that moves, it is the space that changes.

M²NET.

Colori / Colors



BM

NM

TO

Profili, terminali e supporti.
Tracks, end-caps and supports.

LA GAMMA / THE RANGE



POWER EVO 641/1

ALIMENTAZIONE 90-250Vac / 50-60 Hz
POWER SUPPLY 90-250Vac / 50-60 Hz

POWER EVO 641/2

ALIMENTAZIONE 230VAC / 50 Hz
POWER SUPPLY 230VAC / 50 Hz

POWER EVO 641/3

ALIMENTAZIONE 24Vdc
POWER SUPPLY 24Vdc

POWER EVO 641/E

ALIMENTAZIONE A BATTERIA LI-ION
RICARICABILE INTEGRATA
POWERED BY BUILT-IN LI-ION
RECHARGEABLE BATTERY

Supporti disponibili / Available Supports



5280



5564

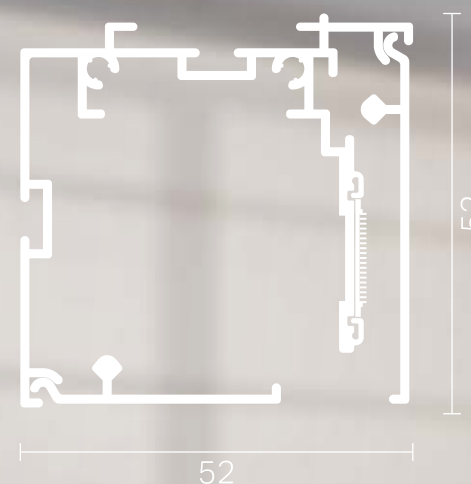
POWER EVO 641



Qbox 453

La tua tenda a pacchetto ha una nuova casa. Una quadrata e accogliente sorgente dalla quale muoversi e alla quale tornare per conferire alla tua, di casa, un aspetto contemporaneo e inusuale.

Your Roman blind has a new home. A square and welcoming wellspring from which to flow out and to which to return, granting your home a contemporary and unusual look.



Colori / Colors



AS

AX

Profili, terminali e supporti.
Tracks, end-caps and supports.

LA GAMMA / THE RANGE



QBOX 453C

Supporti disponibili / Available Supports



4232



4228



4229

Oriente

La tua tenda si muove come si muove il sole. Con lui crea giochi di luce e movimenti fluidi. Perché ha un'orbita elegante sulla quale danzare, una direzione nella quale guardare.

Your curtain moves with the sun. With it, it creates fluid plays of light and shadow. Because it has an elegant orbit to dance through, a direction to follow.


M²NET.



Portate / Loads

Ref.	Kg	2 m	4 m	6 m
4210				
		4 kg	6 kg	4 kg
Ref.	Kg	2 m	4 m	6 m
4210				
		2 kg	3 kg	2 kg

Colori / Colors



AS AX B NM

Profili, terminali e supporti.
Tracks, end-caps and supports.

LA GAMMA / THE RANGE

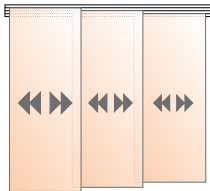


SISTEMA A 2 CANALI
2 CHANNELS SYSTEM

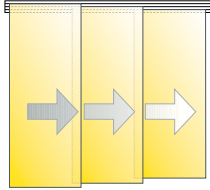
SISTEMA A 3 CANALI
3 CHANNELS SYSTEM

SISTEMA A 4 CANALI
4 CHANNELS SYSTEM

SISTEMA A 5 CANALI
5 CHANNELS SYSTEM



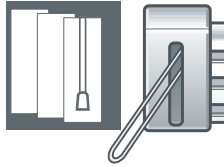
PANNELLI LIBERI
FREE PANELS



PANNELLI VINCOLATI
LINKED PANELS



AZIONAMENTO MANUALE
HAND DRAWN SYSTEM



AZIONAMENTO A CORDA
CORD DRAWN SYSTEM

Supporti disponibili / Available Supports



1395



1314



1392

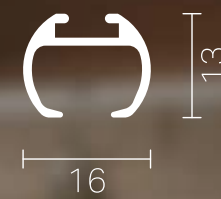
ORIENTE





Nippo


Ogni casa ha la sua ispirazione, ogni tenda ha la sua guida. E ogni pannello la sua strada sulla quale scorrere, liberamente in un gioco di sovrapposizioni a vista dal sapore caldo e fashion.

Every home draws its own inspiration, every curtain has its own guide to follow. And every panel has its own path to run through, freely in a game of visible superimpositions with a warm and fashionable flavour.




Portate / Loads			
Ref. 4478	Kg	2 m	4 m
		4 kg	6 kg
		2 kg	3 kg

Colori / Colors



AS



AX

Profili, terminali e supporti.
Tracks, end-caps and supports.

LA GAMMA / THE RANGE

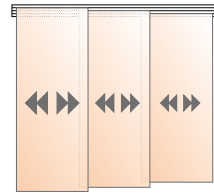


SISTEMA A 2 CANALI
2 CHANNELS SYSTEM

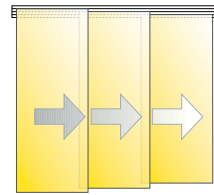
SISTEMA A 3 CANALI
3 CHANNELS SYSTEM

SISTEMA A 4 CANALI
4 CHANNELS SYSTEM

SISTEMA A 5 CANALI
5 CHANNELS SYSTEM



PANNELLI LIBERI
FREE PANELS



PANNELLI VINCOLATI
LINKED PANELS



AZIONAMENTO MANUALE
HAND DRAWN SYSTEM

Supporti disponibili / Available Supports



2235



2239

ATELIER
1963

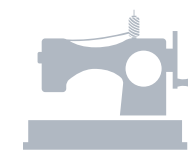
TESSUTI & SARTORIA

V E S T I I T U O I

A M B I E N T I C O N

A T E L I E R 1 9 6 3

DECORATE YOUR ROOMS WITH ATELIER 1963



S A R T O R I A

La tenda costruita intorno a te. Preziose fibre naturali e tessuti performanti dai mille colori in perfetta sintonia con il design e la qualità della maison.

Sartoria by Atelier 1963, una proposta esclusiva di tendaggi prodotti su misura per arredare qualsiasi ambiente. Tende arricciate, a pacchetto o a pannello, tante sono le soluzioni che puoi scegliere ma unica è la qualità di un prodotto esclusivo al tuo servizio.

Curtains built around you. Precious natural fibers and high-performance fabrics in a myriad of colors, blending perfectly with the design and quality of the home.

Sartoria by Atelier 1963, an exclusive line of custom curtains to decorate any room. Draped curtains, Roman blinds or panel shades. There are countless possibilities to choose from, but all place the quality of an exclusive product at your service.

Tessuti Atelier 1963

ATELIER 1963 FABRICS



COLLEZIONE	CARTELLA	N° VARIANTI COLORE	REF.	CAT.	NOTE	MANUTENZIONE	COMPOSIZIONE	ALTEZZA	TAGLIO	PEZZA	LUNGH. MEDIA ROTOLO	CODICE TIRELLA
COLLECTION	FOLDER	COLORS				MAINTENANCE	COMPOSITION	WIDTH	CUT	ROLL	STANDARD ROLL LENGHT	FABRIC SWATCH CODE
							%	cm	€/ml	€/ml	ml	ref.

NATURALI / NATURAL LOOK

ALTEA	Z2026/01 Ediz. 01/26	17	7131/xx	B		L1	80% PL 20% LI	320			30/35	Z559/101
LINO COEX F.R.	Z2026/02 Ediz. 01/26	4	7103/xx	E		L4-R2	100% LI	330			30/35	Z559/51 Ediz. 01/26
LOTO	Z2026/03 Ediz. 01/26	4	7136/xx	B		L1	65% PES 30% CO 5% LI	310			30/35	Z559/104
NILO	Z2026/04 Ediz. 01/26	5	7137/xx	B		L1-R1	50% LI 50% PL	310			30/35	Z559/105
NORA	Z2026/05 Ediz. 01/26	12	7138/xx	B		L1	70% PL 30% LI	320			30/35	Z559/106

FILTRANTI / SHEERS

BIOMASTER F.R.	Z2026/06 Ediz. 01/26	6	BIOAC/xxxx	D		L1-R1	100% PL TREVIRA CS BIOACTIVE	330			30/35	Z559/80
ECOMASTER 1.0 F.R.	Z2026/07 Ediz. 01/26	10	7121/xx	C		L1-R1	100% PL TREVIRA CS ECO	325			35/40	Z559/81 Ediz. 01/26
ECOMASTER 2.0 F.R.	Z2026/08 Ediz. 01/26	10	7122/xx	D		L1-R1	100% PL TREVIRA CS ECO	325			25/30	Z559/82 Ediz. 01/26
FENICE F.R.	Z2026/09 Ediz. 01/26	3	6740/XX	C		L1	100% PL TREVIRA CS	330			30/35	Z559/15
GIULIETTA F.R.	Z2026/10 Ediz. 01/26	12	7130/xx	C		L1	71% PL F.R. RECYCLED 29% PL F.R.	315			30/35	Z559/103
MASTER 1 F.R.	Z2026/11 Ediz. 01/26	35	31xx/340	C	αw = 0,15	L1-R1	100% PL TREVIRA CS	340			30/35	Z559/52
MASTER 2 F.R.	Z2026/11 Ediz. 01/26	37	30xx/340	D	αw = 0,65	L1-R1	100% PL TREVIRA CS	340			30/35	Z559/53
MASTER 2 F.R. (66 CM)	Z2026/11 Ediz. 01/26	37	30xx/66 (**)	D	αw = 0,65	L1-R1	100% PL TREVIRA CS 66 elettros.	340			30/35	Z559/53
MASTER 101 F.R.	Z2026/12 Ediz. 01/26	10	3101/xx	B		L1	52% PL F.R. 48% PL	335			30/35	Z559/41
MASTER 202 F.R.	Z2026/13 Ediz. 01/26	7	3202/xx	C		L1	60% PL F.R. 40% PL	340			25/30	Z559/40 Ediz. 01/26
MATISSE F.R.	Z2026/14 Ediz. 01/26	10	7116/xx	B		L1	100% PL F.R.	330			30/35	Z559/63
OLIMPO F.R.	Z2026/15 Ediz. 01/26	8	7109/xx	C		L1	100% PL F.R.	305			30/35	Z559/66 Ediz. 01/26
PANAREA OUTDOOR INDOOR	Z2026/16 Ediz. 01/26	3	7128/xx	C		L6-R1	100% FILATO ACRILICO PER OUTDOOR	315			30/35	Z559/90
PENELOPE F.R.	Z2026/17 Ediz. 01/26	12	7132/xx	C		L1	100% PL F.R. RECYCLED	310			30	Z559/108
PORTOFINO OUTDOOR INDOOR	Z2026/18 Ediz. 01/26	9	7127/xx	C		L6-R1	100% FILATO ACRILICO PER OUTDOOR	300			30	Z559/91
RODINE F.R.	Z2026/19 Ediz. 01/26	3	6740/xx	A		L1	52% PL F.R. 48% PL	330			35/40	Z559/37

MEDIO PESO / MULTI-PURPOSE

ELITE F.R.	Z2026/20 Ediz. 01/26	25	6760/xx	D	αw = 0,60 Martindale 20.000	L1	51% PL TREVIRA CS 49% PL	300			30/35	Z559/102
ROYAL F.R.	Z2026/21 Ediz. 01/26	12	7119/xx	C	αw = 0,55 Martindale 25.000	L1	100% PL F.R.	300			25/30	Z559/78 Ediz. 01/26

OSCURANTI TESSILI / DIM OUT

AFRODITE F.R.	Z2026/22 Ediz. 01/26	14	7118/xx	D	αw = 0,60 Martindale 10.000	L1	100% PL F.R.	300			20/25	Z559/77 Ediz. 01/26
---------------	----------------------	----	---------	---	--------------------------------	----	--------------	-----	--	--	-------	---------------------

OSCURANTI TESSILI / DIM OUT

ARISTON F.R.	Z2026/23 Ediz. 01/26	27	7106/xx	B	αw = 0,75 Martindale 10.000	L1	100% PL F.R.	296			30/35	Z559/70 Ediz. 01/26
EXCELSIOR F.R.	Z2026/24 Ediz. 01/26	27	6757/xx	D	αw = 0,50 Martindale 27.000	L1	100% PL F.R.	300			20/25	Z559/56 Ediz. 01/26
NOTTE 1 F.R.	Z2026/25 Ediz. 01/26	26	6750/xx	B	αw = 0,40 Martindale 22.000	L1	100% PL F.R.	300			30/35	Z559/30 Ediz. 01/26
POSITANO F.R.	Z2026/26 Ediz. 01/26	10	7104/xx	D	αw = 0,90 Martindale 25.000	L1	100% PL F.R.	300			20/25	Z559/76 Ediz. 01/26

100% OSCURANTI / BLACKOUT

NOTTURNO F.R.	Z2026/27 Ediz. 01/26	23	7135/xx	D		L2	100% PL F.R.	295			25/30	Z559/107
SOGNO F.R.	Z2026/28 Ediz. 01/26	19	7134/xx	C		L2	100% PL F.R.	310			25/30	Z559/109
SOMBRA F.R.	Z2026/29 Ediz. 01/26	6	7133/xx	B		L2	100% PL F.R.	300			25/30	Z559/110
SUNSET F.R.	Z2026/30 Ediz. 01/26	6	6755/00-11-13-14-18-21	C	αw = 0,40 Gtot = 0,298	L2	100% PL (ACRYLIC BACK COATING)	280			30/35	Z559/89
SUNSET F.R.	Z2026/30 Ediz. 01/26	6	6755/12-15-16-17-19-20	D	αw = 0,40 Gtot = 0,298	L2	100% PL (ACRYLIC BACK COATING)	280			30/35	Z559/89

PESANTI / HEAVY WEIGHT

ATLANTIS F.R.	Z2026/31 Ediz. 01/26	20	3483/xx	D	αw = 0,60 Martindale > 80.000	L1 - STIRARE SU RETRO TESUTO	100% PL F.R.	300			20/25	Z559/79 Ediz. 01/26
REGIO F.R.	Z2026/32 Ediz. 01/26	16	3482/xx	D	αw = 0,80 Martindale > 70.000	L1	100% PL F.R.	142			30/35	Z559/72 Ediz. 01/26
SINFONIA F.R.	Z2026/33 Ediz. 01/26	14	3481/xx	D	αw = 0,60 Martindale 70.000	L1	100% PL F.R.	300			15/20	Z559/49 Ediz. 01/26

CAT. = vedi capitolo "SARTORIA" / See chapter "CURTAIN MANUFACTURE"

αw = Indice di assorbimento acustico / Acoustic absorption index

MARTINDALE = Indice di resistenza all'usura del tessuto / Unit for quantifying the abrasion resistance of textiles

(**) Per i colori 3002, 3005, 3066, 3068, 3070: nessun minimo. Restanti colori m 150 / For colours 3002, 3005, 3066, 3068, 3070 no minimum. Remaining colours m 150

Gtot = Fattore totale solare della combinazione del vetro più tessuto, può variare tra 0 e 1, i valori più bassi sono associati ad una maggiore efficacia schermante

/ Total solar factor of the combination of glass plus fabric, can vary between 0 and 1, the lower values are associated with greater shielding effectiveness.

ATTENZIONE: POSSIAMO FORNIRE QUALSIASI COLORE CAMPIONE CON MINIMO QUANTITATIVO, DA VERIFICARE CON UFFICIO COMMERCIALE

ATTENTION: WE CAN SUPPLY ANY SAMPLE COLOUR WITH MINIMUM QUANTITY TO VERIFY WITH SALES DEPT

ATTENZIONE: LA TONALITÀ DEI COLORI PUÒ VARIARE LEGGERMENTE DA LOTTO A LOTTO

ATTENTION: COLOURS SHADES MAY SLIGHTLY VARY FROM DYE-LOT TO DYE-LOT











LEGENDA / KEY

L1					
L2					
L3					
L4					
L6					

LI	Lino	Linen
PC	Acrilica	Acrylic
PL	Poliestere	Polyester
PL F.R.	Poliestere ignifugo	Flame retardant polyester
PL TREVIRA CS	Trevira CS	Trevira CS
PL TREVIRA ECO	Trevira CS riciclato	Recycled Trevira CS
CO	Cotone	Cotton

Ritiro al primo lavaggio / Shrinkage at first wash { R1 1-2% R2 3-5% } P Con piombo / Leaded

TAVOLA SINOTTICA / SYNOPTIC GRID

TESSUTI / FABRICS	ref.								
NATURALI / NATURAL LOOK									
ALTEA	Z2026/01	X	X	X					
LINO COEX F.R.	Z2026/02	X	X	X	X	X			
LOTO	Z2026/03	X	X	X	X	X			
NILO	Z2026/04	X	X	X	X				
NORA	Z2026/05	X	X	X	X				
FILTRANTI / SHEERS									
BIOMASTER F.R.	Z2026/06	X		X	X			X	
ECOMASTER 1.0 F.R.	Z2026/07	X	X	X	X	X			
ECOMASTER 2.0 F.R.	Z2026/08	X	X	X	X	X		X	
FENICE F.R.	Z2026/09	X	X	X					
GIULIETTA F.R.	Z2026/10	X	X	X					
MASTER 1 F.R.	Z2026/11	X	X	X	X	X			
MASTER 2 F.R.	Z2026/11	X	X	X	X	X		X	
MASTER 101 F.R.	Z2026/12	X	X	X	X	X			
MASTER 202 F.R.	Z2026/13	X		X	X				
MATISSE F.R.	Z2026/14	X	X	X	X	X			X
OLIMPO F.R.	Z2026/15	X	X						X
PANAREA OUTDOOR INDOOR	Z2026/16	X	X						
PENELOPE F.R.	Z2026/17	X	X	X	X	X			
PORTOFINO OUTDOOR INDOOR	Z2026/18	X	X						
RONDINE F.R.	Z2026/19	X		X					
MEDIO PESO / MULTI-PURPOSE									
ELITE F.R.	Z2026/20	X	X	X	X		X		X
ROYAL F.R.	Z2026/21	X	X	X	X		X		X
OSCURANTI TESSILI / DIM OUT									
AFRODITE F.R.	Z2026/22	X							X
ARISTON F.R.	Z2026/23	X	X						X
EXCELSIOR F.R.	Z2026/24	X	X		X				X
NOTTE 1 F.R.	Z2026/25	X	X						
POSITANO F.R.	Z2026/26	X							X
100% OSCURANTI / BLACKOUT									
NOTTURNO F.R.	Z2026/27	X							
SOGNO F.R.	Z2026/28	X						X	
SOMBRA F.R.	Z2026/29	X							
SUNSET F.R.	Z2026/30	X						X	X
PESANTI / HEAVY WEIGHT									
ATLANTIS F.R.	Z2026/31	X		X			X		X
REGIO F.R.	Z2026/32	X		X			X		X
SINFONIA F.R.	Z2026/33	X	X				X		