


Kinema F.R.
























SC/205



Name	Cat.	Ref.	Composition	F.R. classification	Health certifications	Width cm	Weight g/m2	Thickness mm	OF %	Shading	TS %	RS %	AS %	TL %	RL %	INT Type C glass	EXT Type C glass	INT Type D glass	EXT Type D glass	Glare control	↓UV %	αw	Mechanical resistance WARP daN/5cm	Mechanical resistance WEFT daN/5cm	Colour fastness to light	OUTDOOR	Sealable
Reference Standard							UNI EN ISO 2286-2	UNI EN ISO 2286-3	UNI EN 14501	UNI EN 14501	UNI EN 14501	UNI EN 14501	UNI EN 14501	UNI EN 14501	UNI EN 14501	UNI EN 14501	UNI EN 14501	UNI EN 14501	UNI EN 14501	UNI EN 14501	UNI EN 14501	EN ISO 11654	UNI EN ISO 1421	UNI EN ISO 1421	UNI EN ISO 105 B02		

Kinema F.R.	SC1	SC/205	100% PL	Classe 1 (I), B1 (D), M1(F), BS (GB), EN 13773	OEKO-TEX REACH	300	420	0,40	0	●	0	71	29	0	84	0,34						100			6/7		heat
-------------	-----	--------	---------	--	-------------------	-----	-----	------	---	---	---	----	----	---	----	------	--	--	--	--	--	-----	--	--	-----	--	------

All coefficients have a possible tolerance of +/- 5%
Attention: colour shades may vary slightly from one dye lot to another

	Width		Composition		Health certification		IMO - Fabrics for marine industry		Solar reflection		Light absorption		Sound absorption
	Thickness		Flame retardant		Colour fastness		Openess factor		Solar absorption		G tot Type C - GLASS		Warp - Weft N5 cm
	Weight		Transparency		Sealable		Solar transmission		Light transmission		UV reduction		Glare control

MAINTENANCE HANDLE THE FABRIC WITH CARE, USING CLEAN DRY HANDS. DO NOT USE SOLVENTS OR ANY ABRASIVE SUBSTANCES THAT MAY DAMAGE THE FABRIC. WHEN CLEANING WINDOWS THE BLIND MUST BE RAISED TO AVOID ANY DIRECT OR INDIRECT SPRAY OF CLEANING PRODUCTS. REMOVE THE DUST WITH A VACUUM CLEANER OR USING COMPRESSED AIR, AVOID PULLING OR STRETCHING FABRIC. ONLY FOR PVC COATED PRODUCTS, CLEAN WITH A DAMP CLOTH OR A SPONGE DIPPED IN SOAPY WATER IF NECESSARY. RINSE WITH CLEAN WATER. DO NOT RUB. LEAVE THE BLIND DOWN UNTIL COMPLETELY DRY.