

















FLORA























FLO/01



Ref.	 cm	 mm	 g/m ²													
FLO/01	250	0,39	108	100% PL	Transparent	OEKO-TEX	6/7	No	No	36	57	7	36	61	0,39	90

All coefficients have a possible tolerance of +/- 5%
 Attention: colour shades may vary slightly from one dye lot to another

 Width	 Composition	 Health certification	 IMO - Fabrics for marine industry	 Solar reflection	 Light absorption	 Sound absorption
 Thickness	 Flame retardant	 Colour fastness	 Openess factor	 Solar absorption	 G tot Type C - GLASS	 Warp - Weft N5 cm
 Weight	 Transparency	 Sealable	 Solar transmission	 Light transmission	 UV reduction	

MAINTENANCE HANDLE THE FABRIC WITH CARE, USING CLEAN DRY HANDS. DO NOT USE SOLVENTS OR ANY ABRASIVE SUBSTANCES THAT MAY DAMAGE THE FABRIC. WHEN CLEANING WINDOWS THE BLIND MUST BE RAISED TO AVOID ANY DIRECT OR INDIRECT SPRAY OF CLEANING PRODUCTS. REMOVE THE DUST WITH A VACUUM CLEANER OR USING COMPRESSED AIR, AVOID PULLING OR STRETCHING FABRIC. ONLY FOR PVC COATED PRODUCTS, CLEAN WITH A DAMP CLOTH OR A SPONGE DIPPED IN SOAPY WATER IF NECESSARY. RINSE WITH CLEAN WATER. DO NOT RUB. LEAVE THE BLIND DOWN UNTIL COMPLETELY DRY.