



Duette Elan Fulltone Plì 25mm




TP/3773/01




TP/3773/02




TP/3773/03




TP/3773/04



TP/3773/05



TP/3773/06



Name	Cat.	Ref.	Composition	F.R. classification	Health certifications	Width cm	Weight g/m2	Thickness mm	OF %	Shading	TS %	RS %	AS %	TL %	RL %	INT Type C glass	EXT Type C glass	INT Type D glass	EXT Type D glass	Glare control	↓UV %	αω	Mechanical resistance WARP daN/5cm	Mechanical resistance WEFT daN/5cm	Colour fastness to light	OUTDOOR	Sealable	
Reference Standard							UNI EN ISO 2286-2	UNI EN ISO 2286-3	UNI EN 14501	UNI EN 14501	UNI EN 14501	UNI EN 14501	UNI EN 14501	UNI EN 14501	UNI EN 14501	UNI EN 14501	UNI EN 14501	UNI EN 14501	UNI EN 14501	UNI EN 14501	UNI EN 14501	UNI EN 14501	EN ISO 11654	UNI EN ISO 1421	UNI EN ISO 1421	UNI EN ISO 105 B02		

Duette Elan Fulltone Pli 25mm	DE	TP/3773/01	100% PL	CRADLE TO CRADLE	450	210	0,18		○	9	49	42	9	51	0,41							96	0,30			6/7			
Duette Elan Fulltone Pli 25mm	DE	TP/3773/02	100% PL		450	210	0,18		○	5	50	46	4	55	0,41								99	0,30			6/7		
Duette Elan Fulltone Pli 25mm	DE	TP/3773/03	100% PL		450	210	0,18		○	4	44	52	4	47	0,42								99	0,30			6/7		
Duette Elan Fulltone Pli 25mm	DE	TP/3773/04	100% PL		450	210	0,18		○	3	28	69	2	29	0,48								99	0,30			6/7		
Duette Elan Fulltone Pli 25mm	DE	TP/3773/05	100% PL		450	210	0,18		○	6	47	47	5	48	0,42								98	0,30			6/7		
Duette Elan Fulltone Pli 25mm	DE	TP/3773/06	100% PL		450	210	0,18		○	1	8	91	1	7	0,54								99	0,30			6/7		

Tutti i coefficienti potrebbero avere una tolleranza di +/- 5%
 Attenzione: La tonalità dei colori può variare leggermente da lotto a lotto

	Larghezza		Composizione		Certificazione		IMO - Tessuti per settore navale		Riflessione		Riflessione luce visibile		Assorbimento acustico
	Spessore		Ignifugo		Solidità luce		Fattore di apertura		Assorbimento solare		G tot Type C - GLASS		Trama - Ordito N5 cm
	Peso		Trasparenza		Saldabilità		Trasmissione solare		Trasmissione luce visibile		Abbattimento UV		Glare control

MANUTENZIONE NON UTILIZZARE ACQUA: INTERVENIRE SOLO A SECCO PER RIMUOVERE DEPOSITI DI POLVERE.